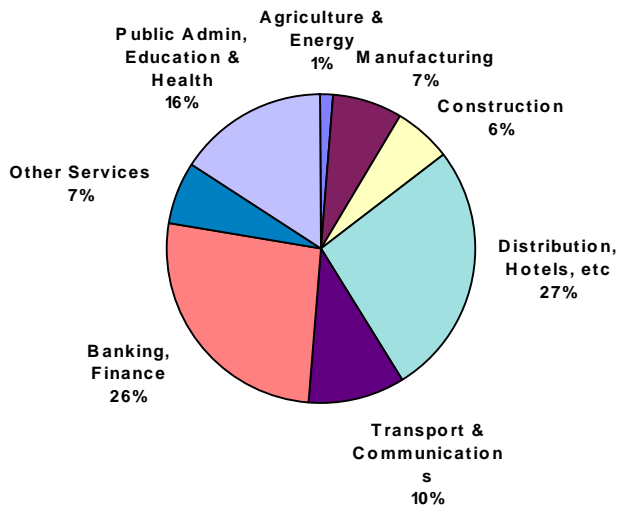




ANNUAL BUSINESS INQUIRY 2003 HERTSMERE

**Employees in Employment by Industry Groups - 2003
HERTSMERE**

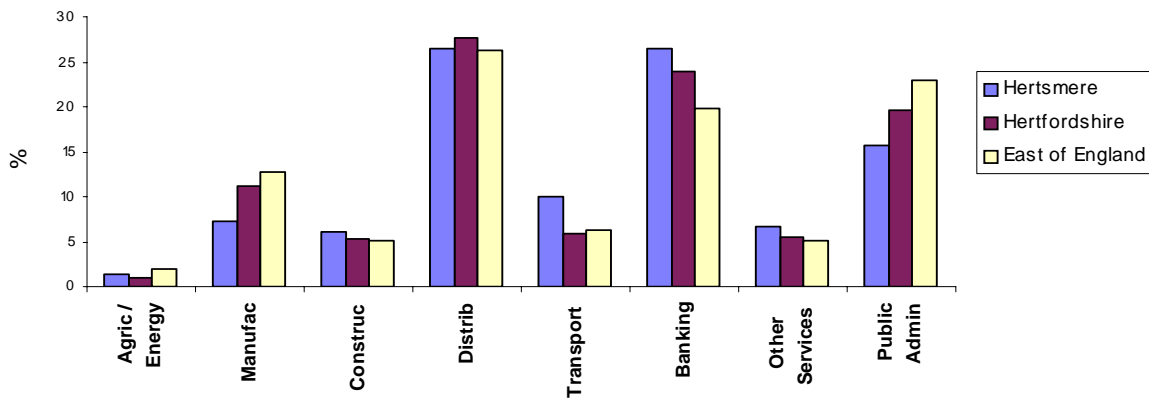


- The number of employees in employment in Hertsmere is 45,000, a decrease of 1,500 (3.2%) since 2002.
- 10% of employees in employment in Hertsmere are employed in the Transport sector, proportionately more than any other district in Hertfordshire and the East of England region as a whole.

	Total Employees
Agric / Energy	600
Manufacturing	3,300
Construction	2,700
Distribution	11,900
Transport	4,500
Banking	11,900
Other Services	3,000
Public Admin	7,100
Total	45,000

Source: ONS 2003 Annual Business Inquiry

**Employees in Employment by Industry Groups - 2003
Hertsmere, Herts & East of England**

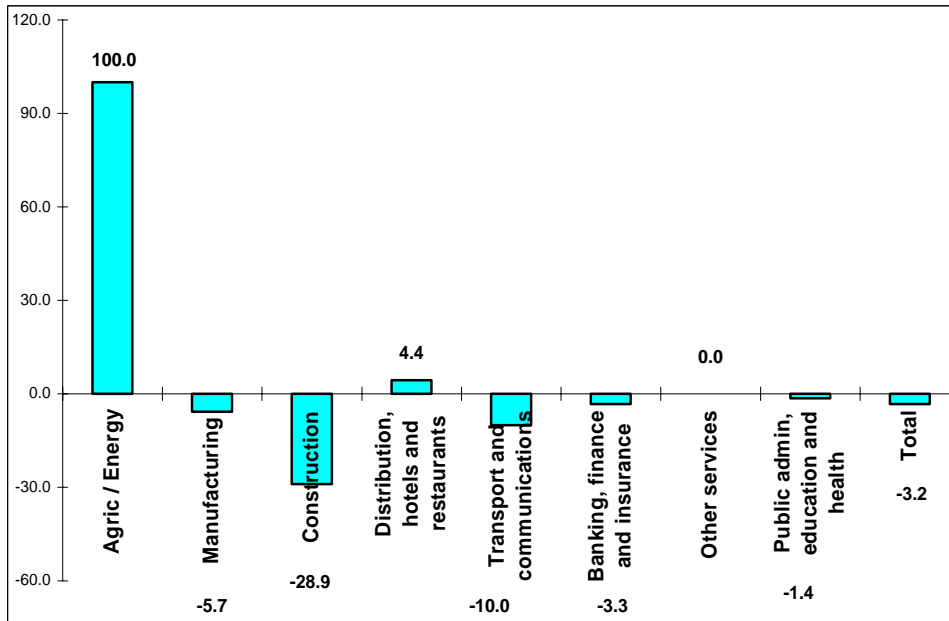


	2001 (revised)	2002 (revised)	2003	% change 2001 - 2003
Agriculture & Energy	400	300	600	50.0
Manufacturing Industries	3,800	3,500	3,300	-13.2
Construction	3,800	3,800	2,700	-28.9
Distribution, Hotels & Restaurants	11,400	11,400	11,900	4.4
Transport and Communications	5,000	5,000	4,500	-10.0
Banking, Finance & Insurance	21,500	12,300	11,900	-44.7
Other Service Industries	2,700	3,000	3,000	11.1
Public Admin, Education & Health	8,200	7,200	7,100	-13.4
Total	56,800	46,500	45,000	-20.8

All figures in this factsheet have been rounded to the nearest 100

NB: Data from the ABI are liable to constant revision and therefore may not always compare with earlier factsheets or released datasets.

% Change in Employment by Industry Group 2002 - 2003 HERTSMERE



- Since 2002 only two sectors have experienced growth in employment. The largest growth has been in Agriculture / Energy which has doubled from 300 to 600, reflecting the general county trend in this sector.
- The largest reduction in employment of 28.9% since 2002 has been in the Construction sector and this reflects the overall trend in the county.
- The reductions in employment in the Manufacturing, Banking and Public Admin go against the general trend in the county.

Female / Male working patterns



- There are 22,700 females in employment in Hertsmere.
- Female employees have decreased by 2.6% (600) since 2002.
- 50.4% of employees in employment are females.
- 7% of females work in the *Production and Construction sector.
- 93% of females work in the **Service sector.

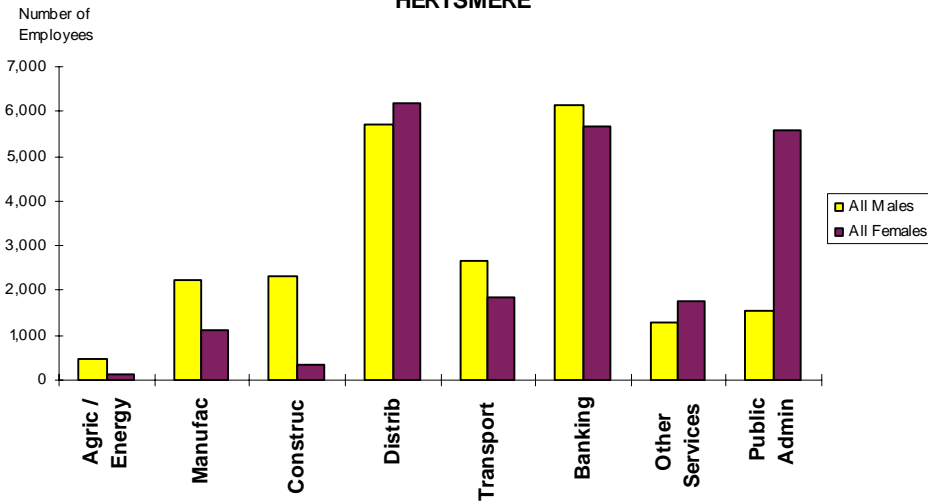


- There are 22,300 males in employment in Hertsmere.
- Male employees have decreased by 3.9% (900) since 2002.
- 49.6% of employees in employment are males.
- 22% of males work in the *Production and Construction sector.
- 78% of males work in the **Service sector.

* The Production and Construction sector consists of the Agriculture & Energy, Manufacturing and Construction sectors.
 ** The Service sector consists of the Distribution, Transport, Banking, Other Services and Public Admin sectors.

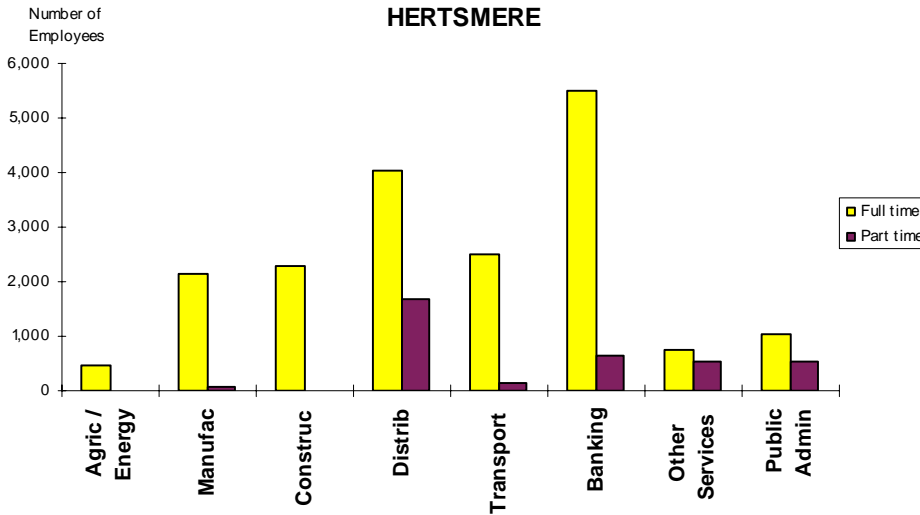
- Since 2002 although the numbers of male and female employees in employment have decreased, there has been a slightly larger fall in the male employees. This is mainly attributable to the decrease in the number of male full time workers, especially in the Construction sector.
- Hertsmere is one of six districts in the county where there are more females than males in employment.
- The percentage of males in the Service sector has increased from 75% to 78% since 2002.

Male & Female Employees in Employment by Industry Groups - 2003
HERTSMERE



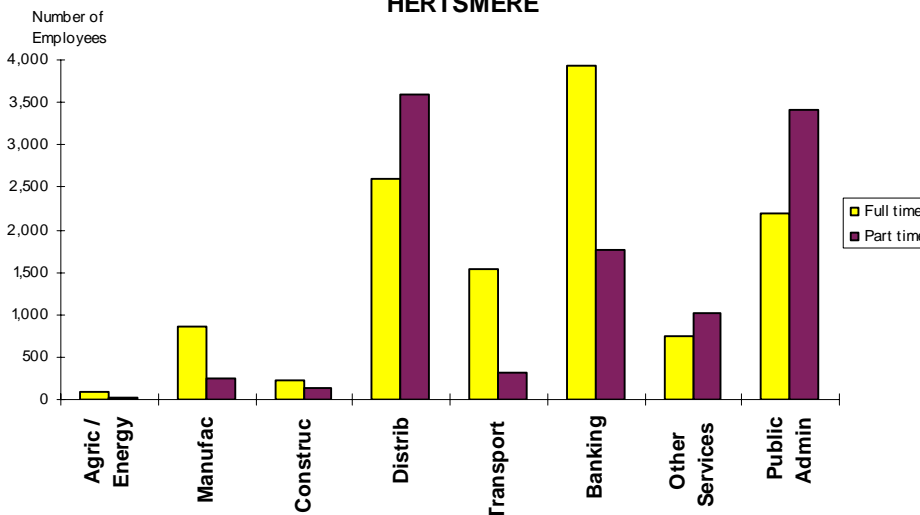
- Male employees outnumber females in the Production and Construction sector with 5,000 males and 1,600 females, a ratio of just over 3 times as many males.
- In the Public Admin sector there are more than 3 times as many female than male employees.
- Between 2002 and 2003 the number of female employees in the Banking sector fell by 500, whilst male employees have remained the same. There are now slightly more male employees than females in this sector.

Male Employees in Employment by Industry Groups - 2003
HERTSMERE



- 84% of male employees (18,700) work full time with 16% (3,600) working part time.
- Males are just over 5 times more likely to be in full time employment than part time.
- The Banking sector employs the most male full time employees with 5,500.
- In the Construction sector 99% of male employees work full time.
- Between 2002 and 2003 the number of male full time employees in the Banking sector increased while the number of male part time employees fell.

Female Employees in Employment by Industry Groups - 2003
HERTSMERE



- 54% of female employees (12,200) work full time with 46% (10,500) working part time.
- The Banking sector employs the most female full time employees with 3,900.
- In the Transport sector 83% of female employees work full time.
- In the Public Admin sector 61% of female employees work part time.
- Between 2002 and 2003 there has been a decrease in the number of female part time employees, especially in the Banking sector where there was a fall of 700.

BUSINESS UNITS IN HERTSMERE

- In 2003 there were 4,628 Business Units in Hertsmere
- This represents 9.4% of the County total (49,267)

Number of Business Units in Hertsmere by Industry and Size 2003

	Number of Units employing 1 - 10	Number of Units employing 11 - 49	Number of Units employing 50 - 199	Number of Units employing 200+
Agriculture and Energy	*	*	0	*
Manufacturing	230	36	*	*
Construction	397	*	*	*
Distribution, Hotels & Restaurants	1,021	135	28	*
Transport & Communications	162	*	*	*
Banking, Finance & Insurance, etc	1,648	77	31	*
Other Services	446	35	*	0
Public Administration, Education & Health	131	106	30	*

*Confidential

NB: All the data used in this factsheet are for Census Area Statistics (CAS) Ward boundaries as this allows for a time series analysis between 2001 and 2003.

The ABI is a sample survey drawn from the Inter Departmental Business Register (IDBR). ABI forms are sent to the address at which an employer holds the pay records for a particular part of the business. The majority of employers have one PAYE scheme but may choose to have more. In the main a PAYE business unit will represent an entire enterprise (eg a factory or shop, etc) and include all employees working there. In some cases there will be two or more units at the same address, reflecting a split PAYE scheme or more than one business activity being carried out from a single address. These "Reporting Units" are roughly equivalent to businesses' head offices, but are actually pay points. Information collected at Reporting Unit level is subsequently disaggregated to produce local estimates; drawing upon local unit information held on the IDBR from other surveys.

ABI Coverage

The ABI covers Employee Jobs. It excludes members of the Armed Forces, domestic staff in private households, the self-employed, people under sixteen years of age, trainees on work related government training programmes who do not have a contract of employment, directors, partners and working proprietors not in receipt of a salary.

Part time employees are defined as those working for not more than 30 hours per week (less than 40 hours per week for agriculture and horticulture).

For further details regarding the ABI please see: "The launch of the Annual Business Inquiry", Labour Market Trends, May 2001.

