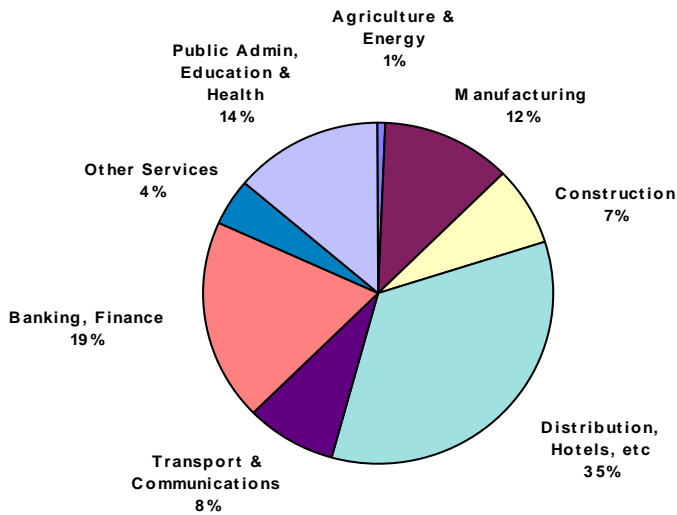




ANNUAL BUSINESS INQUIRY 2003 BROXBOURNE

**Employees in Employment by Industry Groups - 2003
BROXBOURNE**

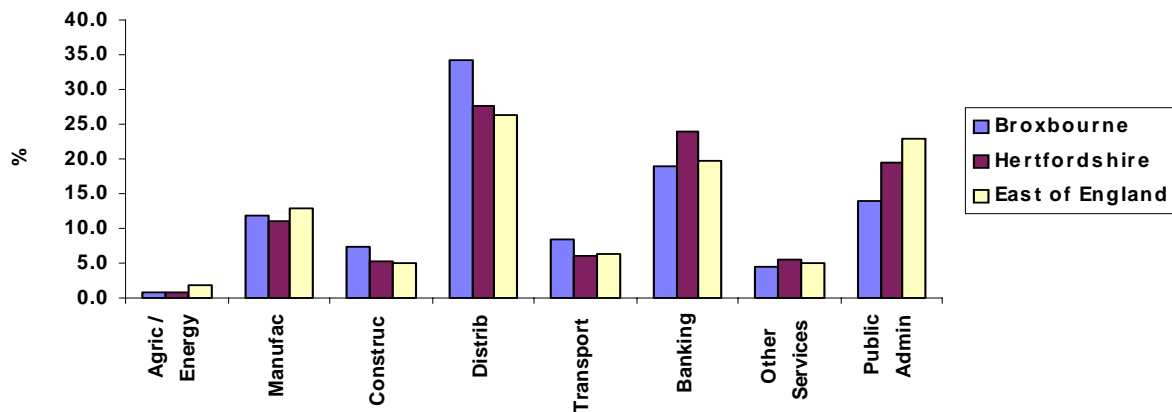


- The number of employees in employment in Broxbourne is 33,700, an increase of 300 (0.9%) since 2002.
- 35% of employees in employment in Broxbourne are employed in the Distribution sector, proportionately more than any other district in Hertfordshire and the East of England region as a whole

	Total Employees
Agric / Energy	300
Manufacturing	4,000
Construction	2,500
Distribution	11,500
Transport	2,800
Banking	6,400
Other Services	1,500
Public Admin	4,700
Total	33,700

Source: ONS 2003 Annual Business Inquiry

**Employees in Employment by Industry Groups - 2003
Broxbourne, Herts & East of England**

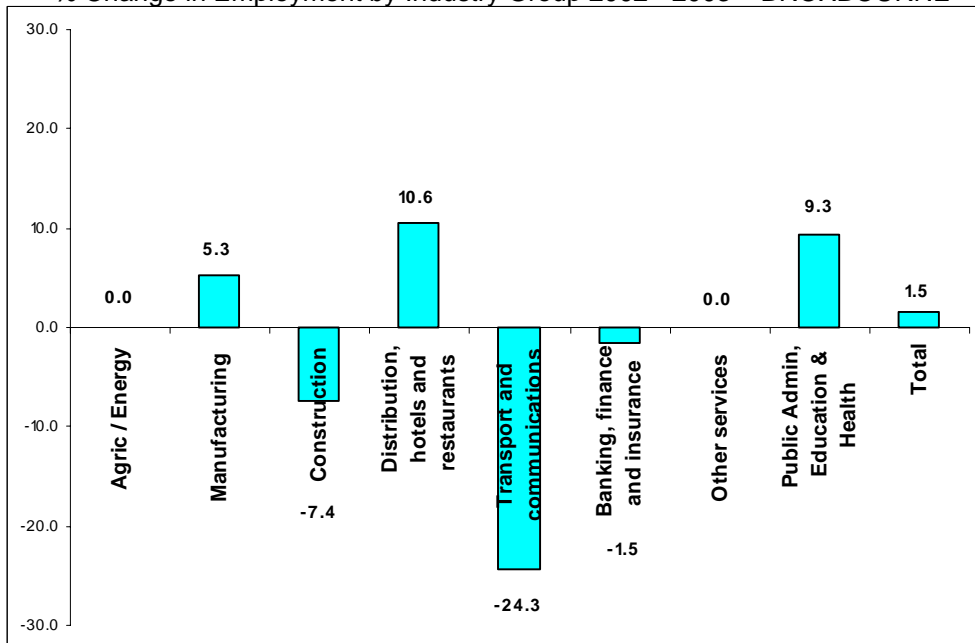


	2001 (revised)	2002 (revised)	2003	% change 2001 - 2003
Agriculture & Energy	300	300	300	0.0
Manufacturing Industries	4,100	3,900	4,000	-2.4
Construction	2,600	2,800	2,500	-3.8
Distribution, Hotels & Restaurants	9,300	10,400	11,500	23.7
Transport and Communications	3,300	3,700	2,800	-15.2
Banking, Finance & Insurance	6,400	6,500	6,400	0.0
Other Service Industries	1,100	1,500	1,500	36.4
Public Admin, Education & Health	4,100	4,300	4,700	14.6
Total	31,200	33,400	33,700	8.0

All figures in this factsheet have been rounded to the nearest 100

NB Data from the ABI are liable to constant revision and therefore may not always compare with earlier factsheets or released datasets.

% Change in Employment by Industry Group 2002 - 2003 BROXBOURNE



- Since 2002 the largest growth in employment of 10.6% has been in the Distribution sector which is higher than the overall trend in the county.
- There has also been growth in employment of 9.3% in the Public Admin sector during this period, this goes against the general trend in the county.
- Since 2002 there has been a reduction in employment in the Transport sector of 24.3%. This reflects the general trend in this sector in the county.

Female / Male working patterns



- There are 17,100 females in employment in Broxbourne.
- Female employees have increased by 3.0% (500) since 2002.
- 50.7% of employees in employment are females.
- 10% of females work in the *Production and Construction sector.
- 90% of females work in the **Service sector.

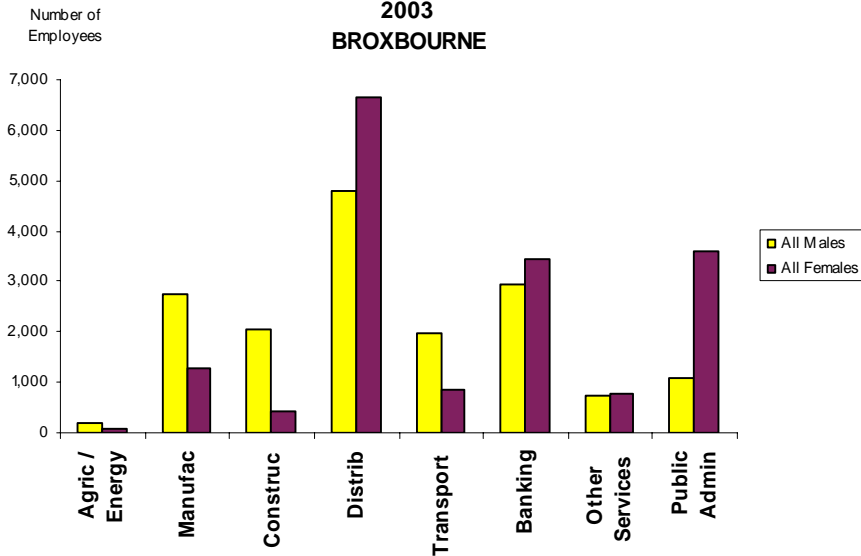


- There are 16,600 males in employment in Broxbourne.
- Male employees have decreased by 1.2% (200) since 2002.
- 49.3% of employees in employment are males.
- 30% of males work in the *Production and Construction sector.
- 70% of males work in the **Service sector.

* The Production and Construction sector consists of the Agriculture & Energy, Manufacturing and Construction sectors.
 ** The Service sector consists of the Distribution, Transport, Banking, Other Services and Public Admin sectors.

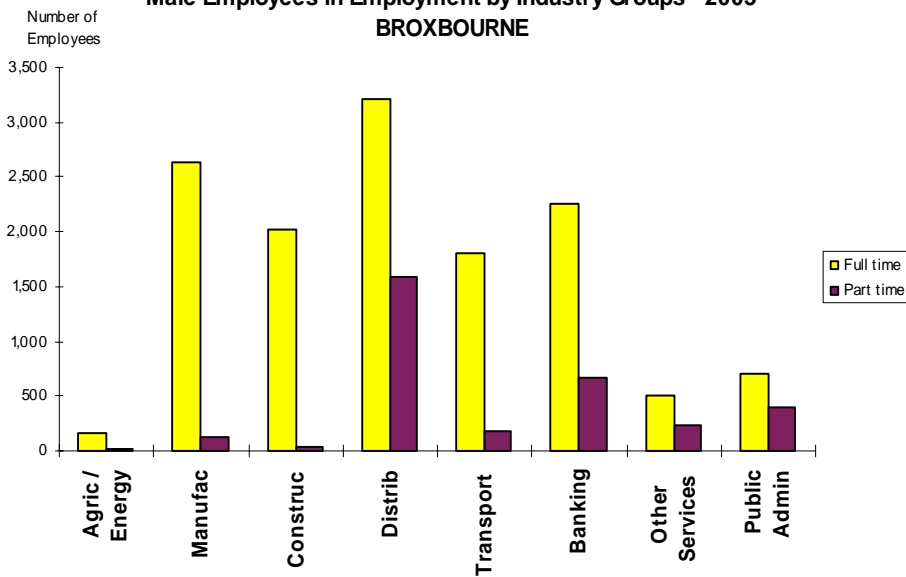
- Since 2002 the percentage of employees in employment in Broxbourne who are female has risen to 50.7%, this is mainly attributable to the increase in the number of female part time employees especially in the Distribution sector.
- Broxbourne is one of six districts in the county where there are more females in employment than males.
- The percentage of male employees in employment in the Service sector has risen from 68% to 70% since 2002, while the percentage of female employees has fallen slightly from 91% to 90% in the same period.

Male & Female Employees in Employment by Industry Groups - 2003
BROXBOURNE



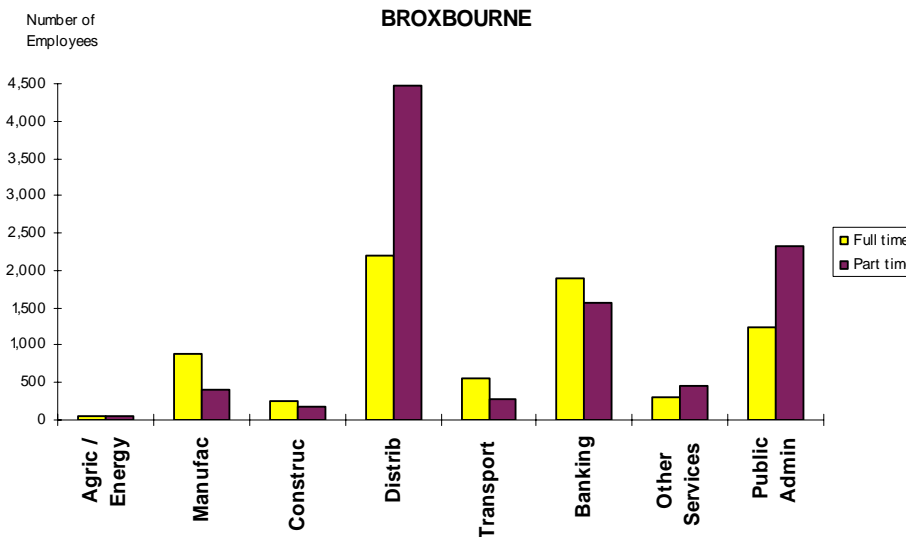
- Male employees outnumber females in the Production and Construction sector with 5,000 males and 1,800 females, a ratio of 2.8:1. This is compared to a ratio of 3.5:1 in 2002.
- In the Services sector female employees outnumber males with 15,300 females and 11,600 males, a ratio of 1.3 to 1.
- Since 2002 the Transport sector has experienced the largest fall in the total number of employees. The fall of 500 in the number of female employees accounts for most of this decrease.
- In the Public Admin sector there are over 3 times more female than male employees.

Male Employees in Employment by Industry Groups - 2003
BROXBOURNE



- 80% of male employees (13,300) work full time with 20% (3,300) working part time.
- Males are just over 4 times more likely to be in full time employment than in part time.
- The Distribution sector employs the most male employees in Broxbourne with 3,200 full time and 1,600 part time employees.
- 49% of male part time employees work in the Distribution sector.
- Between 2002 and 2003 there was a fall in the total number of male employees in Broxbourne.
- The majority of this decrease has been in full time males working in the Construction and Transport sectors.

Female Employees in Employment by Industry Groups - 2003
BROXBOURNE



- 57% of female employees (9,700) work part time with 43% (7,400) working full time.
- Between 2002 and 2003 the number of female part time employees has risen by 500 while female full time employees has remained the same.
- The Distribution sector employs the most female employees with 4,500 part time and 2,200 full time employees.
- In the Manufacturing sector 69% of female employees work full time.
- There are almost twice as many females working part time than full time in the Public Admin sector.

BUSINESS UNITS IN BROXBOURNE

- In 2003 there were 3,283 Business Units in Broxbourne
- This represents 6.7% of the County total (49,267)

Number of Business Units in Broxbourne by Industry and Size 2003				
	Number of Units employing 1 - 10	Number of Units employing 11 - 49	Number of Units employing 50 - 199	Number of Units employing 200+
Agriculture and Energy	*	*	0	0
Manufacturing	194	72	*	*
Construction	539	*	*	*
Distribution, Hotels & Restaurants	825	122	25	*
Transport & Communications	174	*	*	*
Banking, Finance & Insurance, etc	785	81	*	*
Other Services	187	*	*	0
Public Administration, Education & Health	55	81	*	*

*Confidential

NB: All the data used in this factsheet are for Census Area Statistics (CAS) Ward boundaries as this allows for a time series analysis between 2001 and 2003.

The ABI is a sample survey drawn from the Inter Departmental Business Register (IDBR). ABI forms are sent to the address at which an employer holds the pay records for a particular part of the business. The majority of employers have one PAYE scheme but may choose to have more. In the main a PAYE business unit will represent an entire enterprise (eg a factory or shop, etc) and include all employees working there. In some cases there will be two or more units at the same address, reflecting a split PAYE scheme or more than one business activity being carried out from a single address. These "Reporting Units" are roughly equivalent to businesses' head offices, but are actually pay points. Information collected at Reporting Unit level is subsequently disaggregated to produce local estimates; drawing upon local unit information held on the IDBR from other surveys.

ABI Coverage

The ABI covers Employee Jobs. It excludes members of the Armed Forces, domestic staff in private households, the self-employed, people under sixteen years of age, trainees on work related government training programmes who do not have a contract of employment, directors, partners and working proprietors not in receipt of a salary.

Part time employees are defined as those working for not more than 30 hours per week (less than 40 hours per week for agriculture and horticulture).

For further details regarding the ABI please see: "The launch of the Annual Business Inquiry", Labour Market Trends, May 2001.

