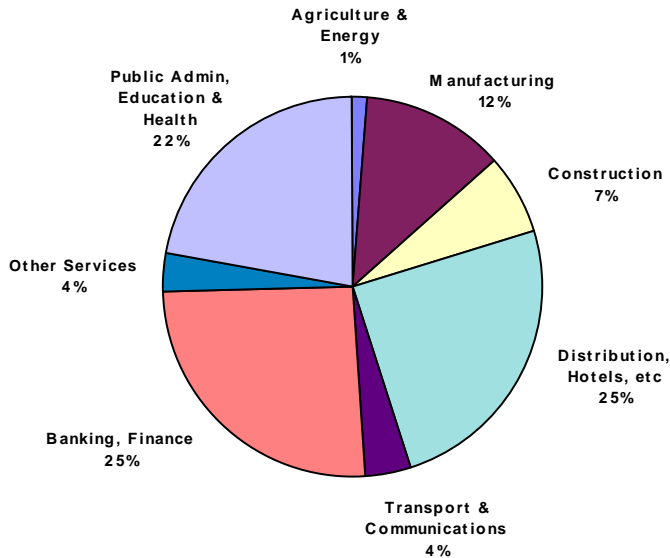




# ANNUAL BUSINESS INQUIRY 2005 EAST HERTFORDSHIRE

**Number of employee jobs by Industry Groups  
EAST HERTFORDSHIRE - 2005**

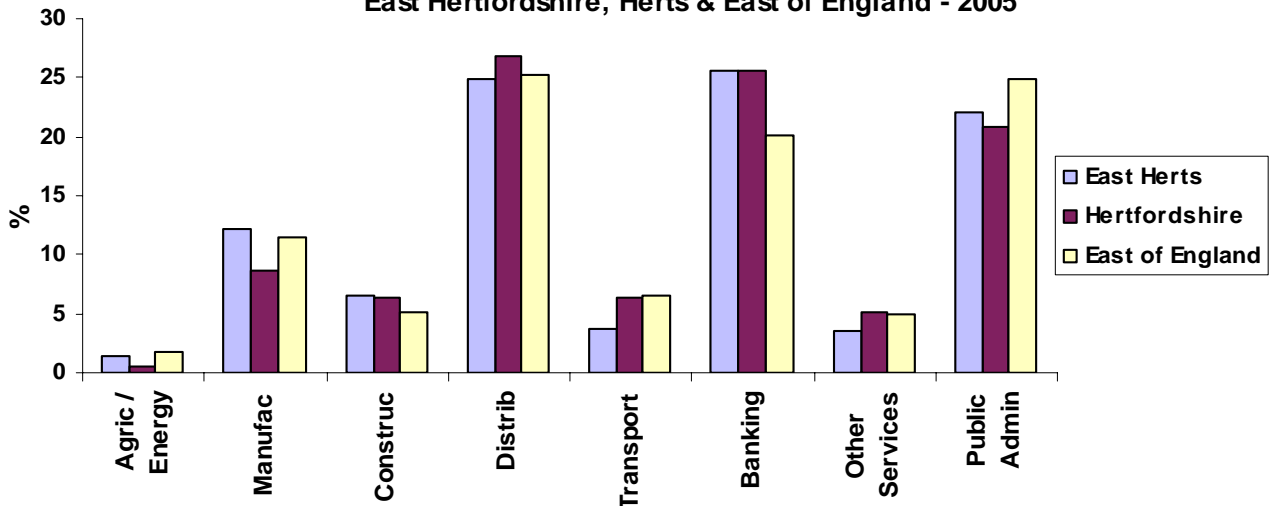


- The number of employee jobs in East Hertfordshire, 56,500, decreased by 100 (0.2%) since 2004.
- 12% of jobs\* in East Hertfordshire were in the Manufacturing sector. Only North Hertfordshire had a higher proportion than this (13%).

|                | Total Employee jobs |
|----------------|---------------------|
| Ag/Energy      | 800                 |
| Manufacturing  | 6,900               |
| Construction   | 3,700               |
| Distribution   | 14,100              |
| Transport      | 2,100               |
| Banking        | 14,500              |
| Other Services | 2,000               |
| Public Admin   | 12,500              |
| <b>Total</b>   | <b>56,500</b>       |

Source: ONS 2005 Annual Business Inquiry

**Number of employee jobs by Industry Groups  
East Hertfordshire, Herts & East of England - 2005**

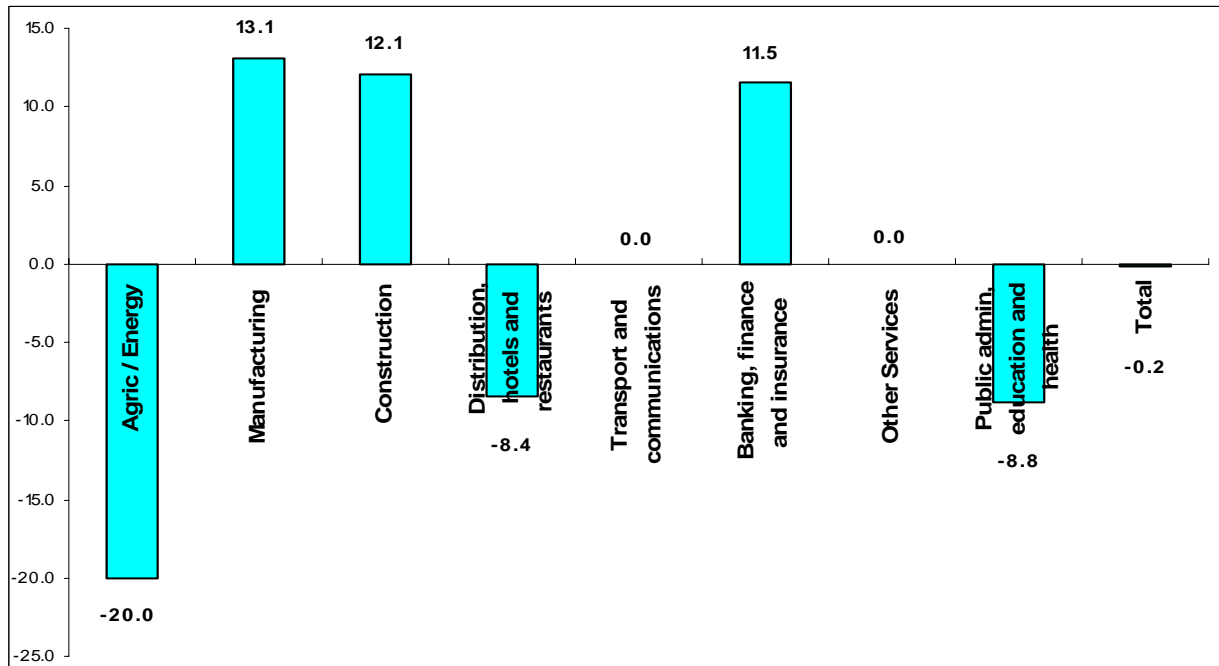


|                                    | 2001 (revised) | 2002 (revised) | 2003 (revised) | 2004 (revised) | 2005          | % change 2001 - 2005 |
|------------------------------------|----------------|----------------|----------------|----------------|---------------|----------------------|
| Agriculture & Energy               | 800            | 600            | 700            | 1,000          | 800           | 0.0                  |
| Manufacturing Industries           | 8,000          | 8,800          | 8,300          | 6,100          | 6,900         | -13.8                |
| Construction                       | 3,600          | 3,500          | 2,900          | 3,300          | 3,700         | 2.8                  |
| Distribution, Hotels & Restaurants | 13,700         | 15,300         | 15,300         | 15,400         | 14,100        | 2.9                  |
| Transport and Communications       | 2,700          | 2,400          | 2,500          | 2,100          | 2,100         | -22.2                |
| Banking, Finance & Insurance       | 12,400         | 11,800         | 13,000         | 13,000         | 14,500        | 16.9                 |
| Other Service Industries           | 2,000          | 2,100          | 2,400          | 2,000          | 2,000         | 0.0                  |
| Public Admin, Education & Health   | 12,300         | 12,400         | 12,900         | 13,700         | 12,500        | 1.6                  |
| <b>Total</b>                       | <b>55,500</b>  | <b>57,100</b>  | <b>57,900</b>  | <b>56,600</b>  | <b>56,500</b> | <b>1.8</b>           |

All figures in this fact sheet have been rounded to the nearest 100


**NB:** Data from the ABI are liable to constant revision and therefore may not always compare with earlier fact sheets or released datasets.

## % Change in employee jobs by Industry Group 2004 - 2005 EAST HERTFORDSHIRE



- Since 2004 Manufacturing in East Hertfordshire had the largest percentage change in employee jobs in this sector of any district in the county.

### Female / Male working patterns

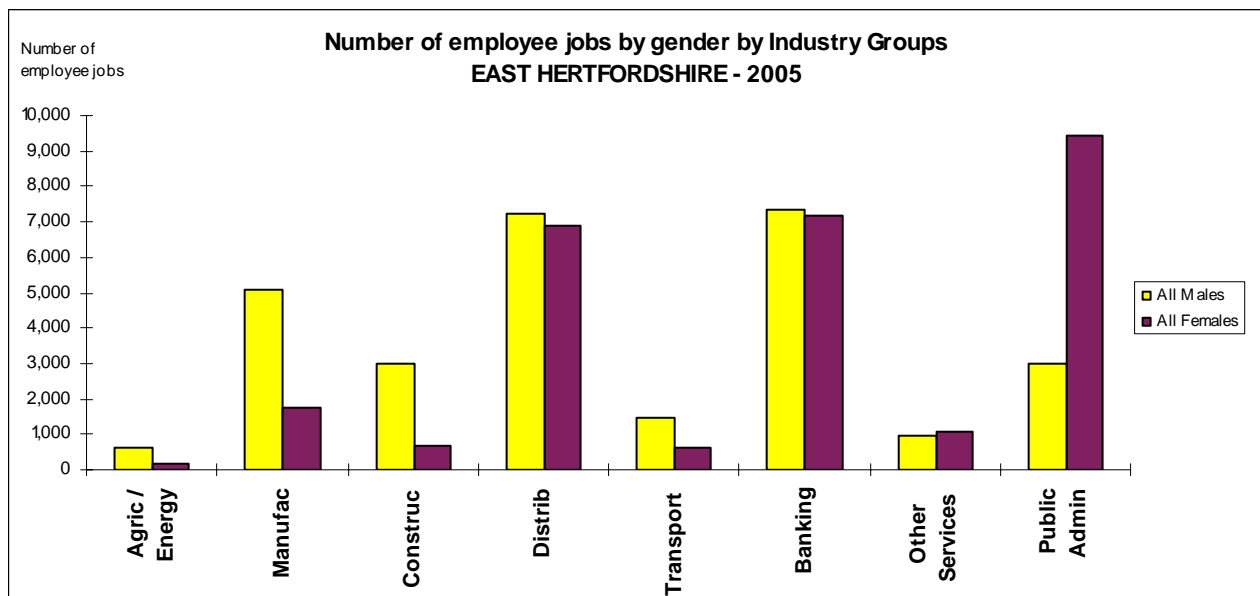


- 49.2% of all employee jobs belonged to females.
- There were 27,800 female employee jobs in East Hertfordshire.
- This was a decrease of 1.1% (300) since 2004.
- The sectoral split was:-
  - 9% in \*Production and Construction
  - 91% in the \*\*Service sector

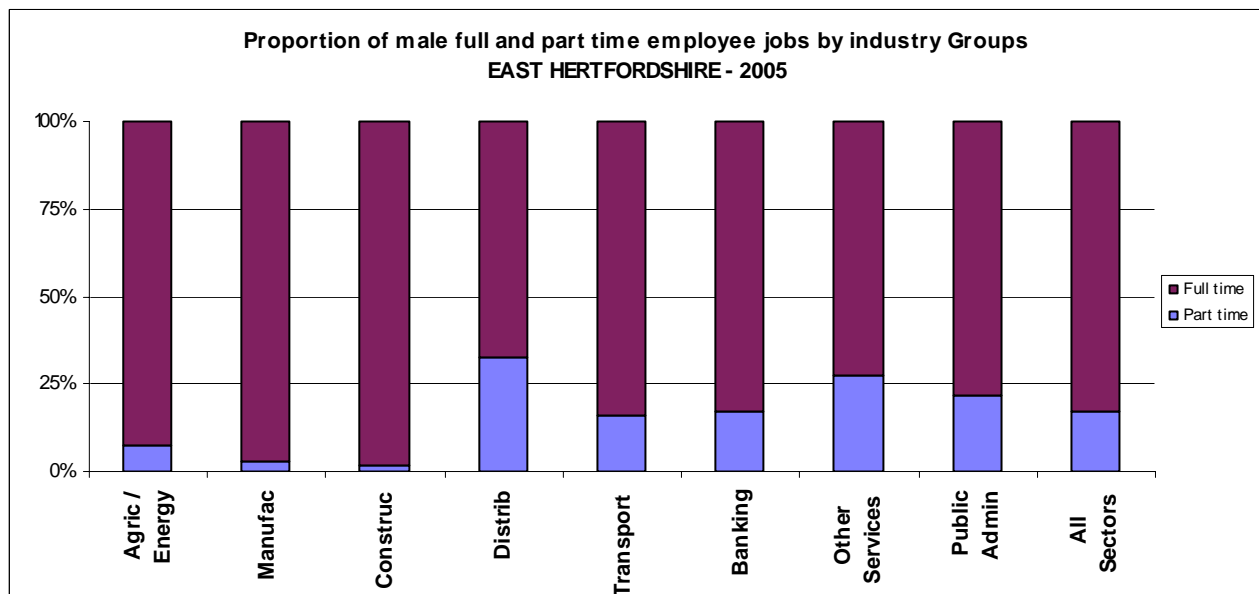
- 50.8% of all employee jobs belonged to males.
- There were 28,700 male employee jobs in East Hertfordshire.
- This was an increase of 0.7% (200) since 2004.
- The sectoral split was:-
  - 30% in \*Production and Construction
  - 70% in the \*\*Service sector

\* The Production and Construction sector consists of the Agriculture & Energy, Manufacturing and Construction sectors.  
 \*\* The Service sector consists of the Distribution, Transport, Banking, Other Services and Public Admin sectors.

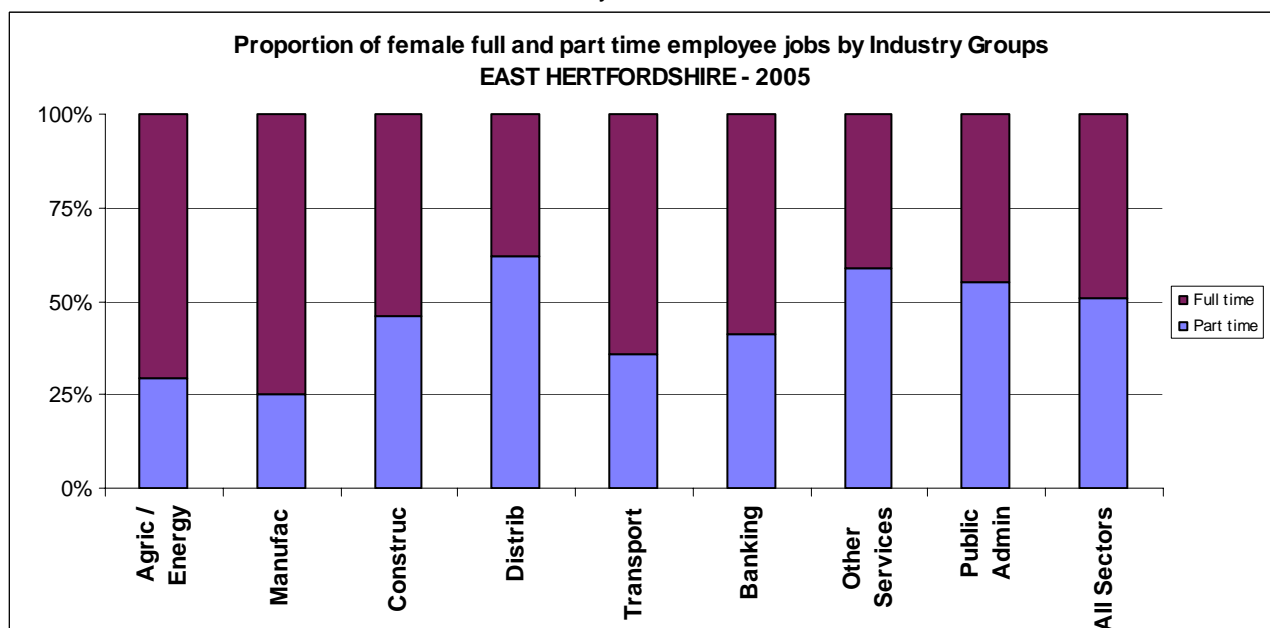
- Between 2004 and 2005 the overall number of female jobs in East Hertfordshire decreased. A significant number were part time jobs, particularly in the Distribution and Public Admin sectors.
- There was a large increase in male full time employee jobs in Manufacturing, which was offset by a fall in male full time jobs in the Public Admin sector.



- Within Hertfordshire, East Hertfordshire had relatively high proportions of female employee jobs in the Transport and Construction sectors, 19% and 29% respectively.



- 16% of male employee jobs in the Transport sector were part time; the highest proportion in the county and in direct contrast to Three Rivers with only 4%.



- East Herts was only one of three districts where there were more part time female employee jobs than full time jobs, the other districts were Broxbourne and North Herts.

## BUSINESS UNITS IN EAST HERTFORDSHIRE

- In 2005 there were 6,937 Business Units in East Hertfordshire
- This represented 13.8% of the County total (50,153)

### Number of Business Units in East Hertfordshire by Industry and Size 2005

|  | Number of Units<br>employing<br>1 - 10 | Number of Units<br>employing<br>11 - 49 | Number of Units<br>employing<br>50 - 199 | Number of Units<br>employing<br>200 + |
|--|--|---|--|---------------------------------------|
| Agriculture and Energy                       | 28                                     | *                                       | *  | 0                                     |
| Manufacturing                                | 418                                    | 77                                      | 23                                       | *                                     |
| Construction                                 | 767                                    | 46                                      | *  | 0                                     |
| Distribution, Hotels &<br>Restaurants        | 1,340                                  | 239                                     | 27                                       | *                                     |
| Transport &<br>Communications                | 235                                    | *                                       | *  | *                                     |
| Banking, Finance &<br>Insurance, etc         | 2,575                                  | 119                                     | 28                                       | *                                     |
| Other Services                               | 428                                    | 27                                      | *  | 0                                     |
| Public Administration,<br>Education & Health | 253                                    | 187                                     | 47                                       | *                                     |

\*Confidential

**NB:** All the data used in this fact sheet are for Census Area Statistics (CAS) Ward boundaries as this allows for a time series analysis between 2001 and 2005.

#### PLEASE NOTE

The Annual Business Inquiry data relates to employee jobs and business units, not to employees and enterprises. These distinctions are important.

A significant number of employees have more than one job and it is these jobs that are counted not the employees as such. The other principal sources of employment data, the Census of Population and the Annual Population Survey focus instead on the main employment of individuals and therefore figures from these are not directly comparable with those from the ABI. Nevertheless, comparisons of the 2001 Census data and the 2001 ABI have revealed such large discrepancies in Hertfordshire, and in Hertsmere in particular, as to put into question the accuracy and usefulness of the ABI in the local context. For this reason econometric analysis for the new Local Economy Assessment is being based not on the raw ABI figures but on a series calibrated using the 1991 and 2001 Census data.

Business units should not be confused with enterprises. To work in a small unit that is the local office of a large company is not to work for a small enterprise.

The ABI is a sample survey drawn from the Inter Departmental Business Register (IDBR). ABI forms are sent to the address at which an employer holds the pay records for a particular part of the business. The majority of employers have one PAYE scheme but may choose to have more. In the main a PAYE business unit will represent an entire enterprise (eg a factory or shop, etc) and include all employees working there. In some cases there will be two or more units at the same address, reflecting a split PAYE scheme or more than one business activity being carried out from a single address. These "Reporting Units" are roughly equivalent to businesses' head offices, but are actually pay points. Information collected at Reporting Unit level is subsequently disaggregated to produce local estimates; drawing upon local unit information held on the IDBR from other surveys.

#### ABI Coverage

**The ABI covers only Employee Jobs. Where the term jobs\* is used in this fact sheet please read 'employee jobs'.** It excludes members of the Armed Forces, domestic staff in private households, the self-employed, people under sixteen years of age, trainees on work related government training programmes who do not have a contract of employment, directors, partners and working proprietors not in receipt of a salary.

Part time employees are defined as those working for not more than 30 hours per week (less than 40 hours per week for agriculture and horticulture).

For further details regarding the ABI please see: "The launch of the Annual Business Inquiry", Labour Market Trends, May 2001.

