



# HOUSE PRICES IN HERTFORDSHIRE



**JULY 2002**

**No 19**

The average price of a semi-detached house in Hertfordshire at the first quarter of 2002 is £185,200

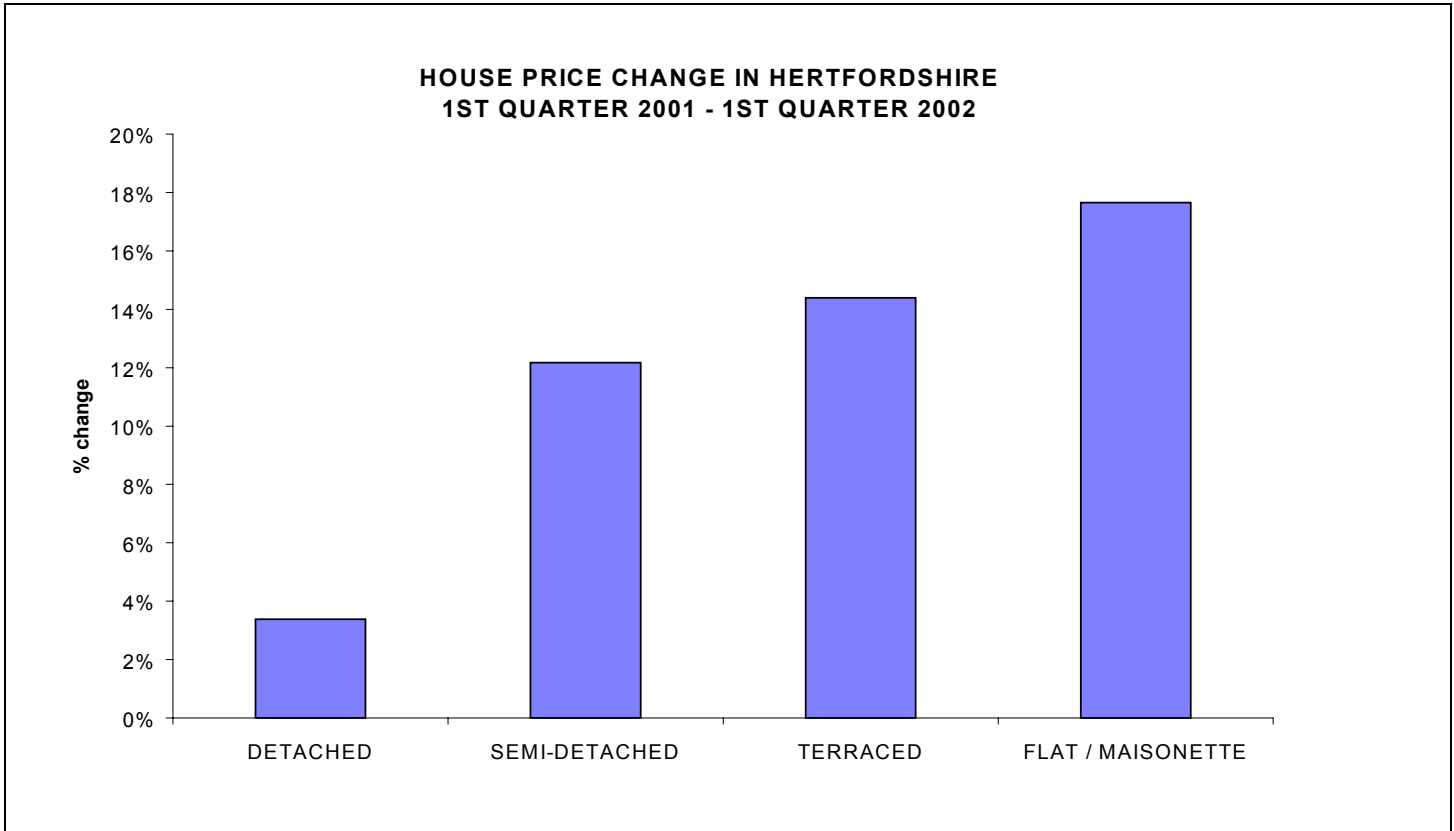
## Average House Prices in Towns of Hertfordshire – First quarter of 2002:

| Town                     | House Type      |                 |                 |                 |
|--------------------------|-----------------|-----------------|-----------------|-----------------|
|                          | Detached        | Semi-detached   | Terraced        | Flat/Maisonette |
| Abbots Langley           | £244,300        | £187,200        | £141,600        | £114,400        |
| Baldock                  | £239,000        | £152,900        | £114,600        | £78,900         |
| Berkhamsted              | £410,100        | £216,000        | £184,400        | £163,000        |
| Bishop's Stortford       | £275,600        | £155,800        | £126,500        | £96,400         |
| Borehamwood              | £484,900        | £179,400        | £140,100        | £106,500        |
| Broxbourne               | £405,900        | £187,700        | £147,300        | £114,700        |
| Buntingford              | £318,900        | £137,300        | £165,100        | £86,700         |
| Bushey                   | £349,600        | £190,500        | £184,600        | £135,100        |
| Harpenden                | £488,700        | £294,500        | £196,800        | £164,700        |
| Hatfield                 | £316,200        | £189,300        | £131,300        | £80,900         |
| Hemel Hempstead          | £286,800        | £166,500        | £131,600        | £105,100        |
| Hertford                 | £358,600        | £190,000        | £182,300        | £122,100        |
| Hitchin                  | £250,700        | £152,100        | £126,200        | £72,600         |
| Hoddesdon                | £259,000        | £174,800        | £136,900        | £95,000         |
| Kings Langley            | £279,500        | £199,000        | £168,400        | £104,600        |
| Knebworth                | £352,700        | £148,300        | £120,300        | £85,600         |
| Letchworth               | £229,500        | £122,400        | £97,600         | £84,300         |
| Potters Bar              | £386,800        | £210,300        | £204,000        | £125,200        |
| Radlett                  | £496,600        | £252,800        | £176,800        | £205,200        |
| Rickmansworth            | £427,200        | £206,300        | £180,000        | £153,300        |
| Royston                  | £219,400        | £149,600        | £114,000        | £77,400         |
| Sawbridgeworth           | £264,400        | £178,000        | £136,000        | £90,600         |
| St.Albans                | £355,300        | £226,000        | £193,500        | £132,800        |
| Stevenage                | £223,200        | £134,000        | £101,500        | £60,600         |
| Tring                    | £408,500        | £221,700        | £149,000        | £92,200         |
| Waltham Cross (Cheshunt) | £333,600        | £187,800        | £142,200        | £81,200         |
| Ware                     | £328,400        | £176,100        | £148,100        | £118,000        |
| Watford                  | £320,100        | £173,700        | £135,600        | £105,500        |
| Welwyn                   | £334,200        | £235,000        | £200,000        | £136,900        |
| Welwyn Garden City       | £411,300        | £180,000        | £131,000        | £94,800         |
| <b>County Average</b>    | <b>£326,900</b> | <b>£185,200</b> | <b>£140,700</b> | <b>£108,600</b> |

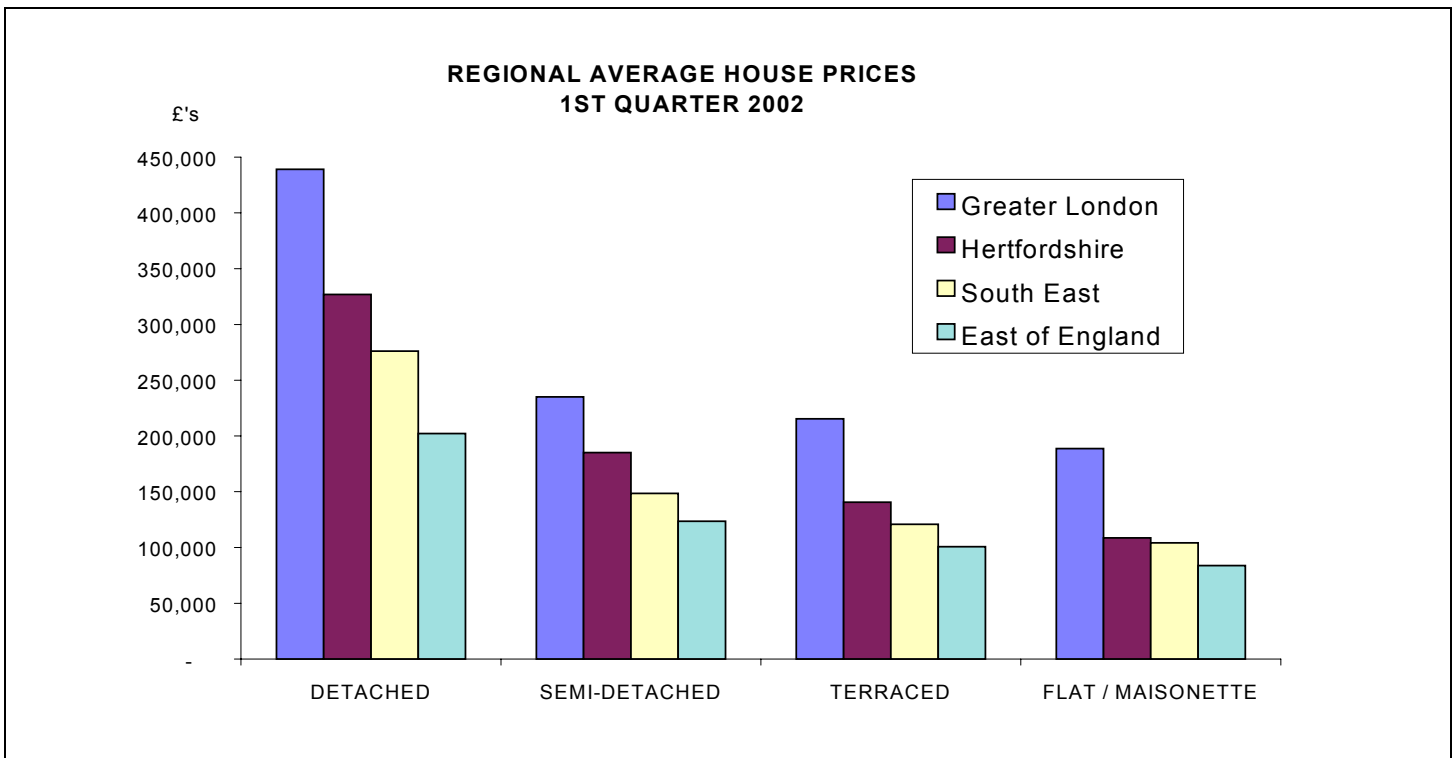
Source: HM Land Registry. Crown Copyright.

Reproduced with permission of HM Land Registry on behalf of the controller of Her Majesty's Stationery Office.

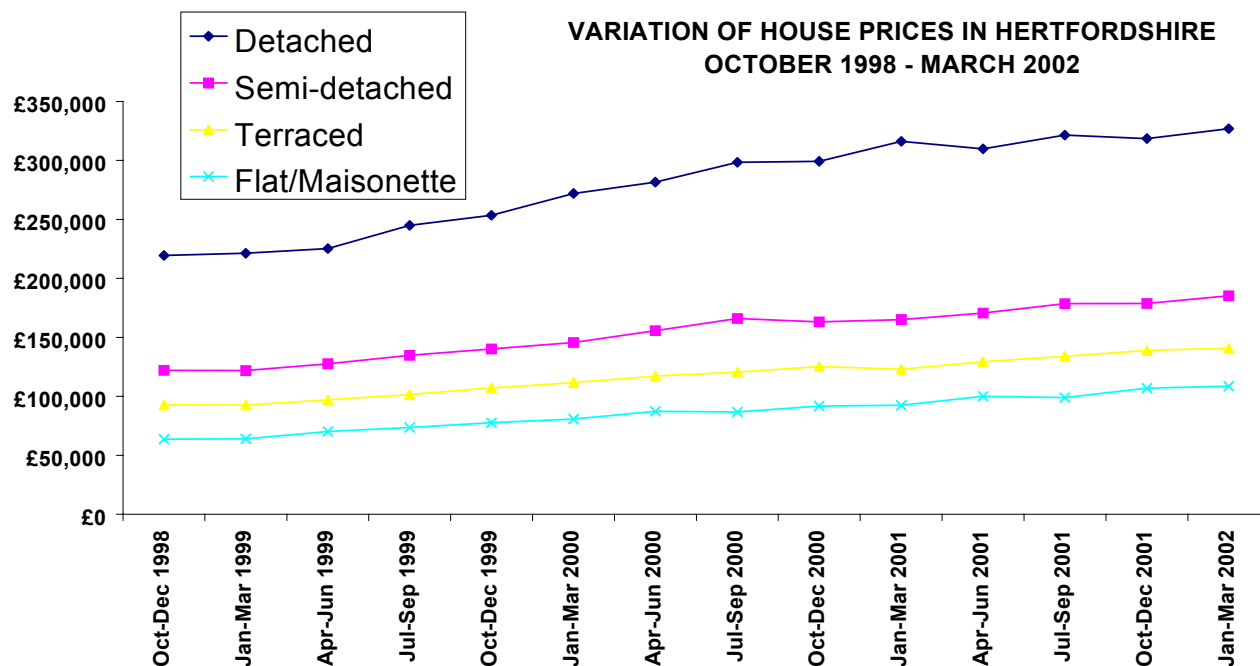
The average price of a detached house in Hertfordshire is £326,900, an increase of 3.4% during the last year. However, by comparison, the average price of flats / maisonettes have increased by over 17% and terraced houses by more than 14%.



The gap between house prices in the Capital compared to the surrounding regions continues to widen. The main example of this is the average price of a flat / maisonette which, in Greater London costs £188,700, more than twice the cost of a flat / maisonette in the East of England.



### VARIATION OF HOUSE PRICES IN HERTFORDSHIRE OCTOBER 1998 - MARCH 2002



#### NOTES

All data contained in this factsheet are taken from HM Land Registry's Residential Property Price On-line data which provides information on average prices and sale volumes in the residential market. All data is Crown Copyright and is produced with permission of HM Land Registry on behalf of the controller of Her Majesty's Stationery Office. Data is continually updated as information from each sale is entered onto the database. This in turn revises the average house prices figures. Quarterly figures will be revised until all details of sales for that quarter have been entered. For more information please refer to HM Land Registry website: [www.landreg.gov.uk](http://www.landreg.gov.uk).

This factsheet replaces our previous House Price factsheet, which contained house price data from an internal Hertfordshire County Council survey. The two sets of data are derived from different sources and it is advisable not to compare them.

#### DEFINITIONS

'Sale' is taken to mean, "the transfer of ownership for value of freehold and long leasehold residential properties, whether or not the purchase was supported by a mortgage".

Excluded from the data given in this factsheet are:

All Commercial transactions

Before January 2000 - All sales below £10,000 and over £1 million

Transfer conveyances, assignments or leases at a premium with nominal rent

Prices quoted are for sales occurring during a particular quarter and are not necessarily representative of the price one would expect to pay for a particular house in that area.

The data contained in this factsheet are simple averages. No weighting or adjustment has been applied to reflect seasonal or other factors.

In the main table house prices are given by postal town areas, which in most cases include small villages in the immediate vicinity of the town as well as the town itself. Postal town areas may also overlap the county boundary. Only approximately 80% of all sales are registered with their postcodes. These factors may cause slight variations from Hertfordshire figures quoted by HM Land Registry.

